

Kevlar® Reinforced *NR-SBR Rubber Pipe Plugs: (Test Plugs 4" up to 60" with Female Bypass up to 4")

These pipe plugs are made of special NR-SBR rubber, reinforced with Kevlar® tire cording. Due to their light weight and short length, Sava pipe plugs are easy to handle even in large diameter sizes. All pipe plugs are equipped with 1/4" quick-connect couplings or nipple. These pipe plugs are equipped with either a 1", 2" or 4" flexible flow-through, depending on the pipe plug size. A female NPT thread allows for insertion of air test adapters for line acceptance testing. * NR = Isoprene rubber, natural. * SBR = Styrene-butadiene rubber.



Part# 523942:
24-48" with 4" Bypass



Protective Sleeves



Protective Sleeves Available for plug sizes:
 8" - 16"
 14" - 24"
 15" - 30"
 20" - 40"
 24" - 48"
 30" - 60"

↑ 3/16" thickness ↓
 (1/4" thick)



- 
1/4" industrial interchg.
- 
water coupler/nipple
- 
Schrader-tire valve
- 
Chicago claw
- 
Ludecke claw
- 
Geka claw


↑ **All plugs ship with industrial interchange quick connect 1/4" nipple**
 (unless specified - please note other available fittings shown above...)

Pipe plug is now setup for Air Testing...

Air Test Adapters & Setup



available for female bypass sizes 1, 2 & 4"



Part# 60440:
14-24" plug with 2" Bypass



SAE MULTI SIZE PNEUMATIC TEST PIPE PLUGS WITH BY-PASS (Plugsy)

SAE ITEM	SIZE	PIPE DIAMETER		PLUG SPECS (DEFLATED)			TOTAL LENGTH	EYE BOLT SIZE	BY-PASS SIZE	INFLATION	
Number	INCH	MIN INCH	MAX INCH	DIAMETER INCH	CYLINDER LENGTH	PRODUCT WEIGHT	INCH	mm	INCH	REQUIRED PSI	VALVE TYPE
60429	4"-8"	3-5/8"	8"	3-1/2"	19-1/2"	8 lbs	23"	6mm	1" FIPT	36PSI	R 1/4"
60432	6"-12"	5-5/8"	12"	5-1/2"	21"	12 lbs	23"	8mm	1" FIPT	36PSI	R 1/4"
60434	8"-16"	7-1/2"	16"	7-3/8"	23"	20 lbs	25"	8mm	2" FIPT	36PSI	R 1/4"
60630	12"-21"	10-3/4"	21"	10-1/2"	24"	30 lbs	26"	8mm	2" FIPT	36PSI	R 1/4"
60440	14"-24"	13"	24"	12-1/2"	33"	40 lbs	35"	10mm	2" FIPT	36PSI	R 1/4"
60632	15"-30"	14"	30"	13-1/2"	42"	50 lbs	44"	10mm	2" FIPT	36PSI	R 1/4"
510467	15"-30"	15"	30"	13-3/4"	52"	84 lbs	55"	10mm	4" FIPT	22PSI	R 1/4"
60442	20"-40"	19"	40"	18-1/2"	46"	80 lbs	48"	10mm	2" FIPT	22PSI	R 1/4"
523942	24"-48"	23"	48"	23"	64"	113 lbs	64"	10mm	4" FIPT	22PSI	R 1/4"
78960	30"-60"	25"	60"	23-1/2"	90"	180 lbs	97"	10mm	4" FIPT	15PSI	R 1/4"

Maximum allowable backpressure - Back pressure measured in dry iron pipe (PSI).

Plugy - Plugsy	SAE Pipe Diameter (inch)																
	1.6"	2.8"	4"	6"	8"	10"	12"	14"	16"	20"	24"	32"	40"	48"	52"	56"	60"
Size																	
1.6" - 2.8"	28.8	17.28															
2.8" - 6"		31.91	24.66	18.85													
4" - 8"			31.91	24.66	18.85												
6" - 12"				31.91	29.01	20.30	17.40										
8" - 16"					31.91	29.01	24.66	21.75	17.40								
12" - 21"							29.01	24.66	21.75	17.40							
14" - 24"								30.46	27.56	23.20	18.85						
15" - 30"									29.01	27.56	20.30						
20" - 40"										14.50	11.60	8.70	7.25				
24" - 48"											14.50	10.15	8.70	7.25			
30" - 60"												14.50	13.05	10.15	8.70	7.25	5.80

Kevlar® Reinforced *NR-SBR Pipe Plugs: (Bypass Plugs 4" up to 40" with Male Threaded Bypass up to 8")

Plugsy VP Series - (For high-volume bypass flow)




Sava large bypass pipe plugs are made of special *NR-SBR rubber, reinforced with Kevlar® tire cording. All Sava pipe plugs are test-designed at three times their working pressure (required inflation pressure) to ensure durability and safety. Due to their light weight and short length, Sava plugs are easy to handle even in large diameter sizes.

* NR = Isoprene rubber, natural. * SBR = Styrene-butadiene rubber.

The primary use for these plugs is hi-volume bypass flow. Threaded aluminum bypass. Comes standard with 1/4" nickel-plated brass quick-connect pneumatic couplings. Sava has a complete line of accessories for non-standard options such as test adapters, pneumatic fittings, air hoses, etc.

Most Sava flow-through pipe plugs come complete with standard schedule 40 PVC caps except when 8" bypass is required. 8" flow through plugs requires schedule 80 PVC caps and are not included for economical reasons. Order 8" caps separately if required (extra charge \$150.00).



Protective Sleeves



Protective Sleeves Available for plug sizes:
 8" - 16"
 14" - 24" **3/16" thickness**
 15" - 30"
 20" - 40"

SAE MULTI SIZE PNEUMATIC TEST PIPE PLUGS WITH LARGER BY-PASS (Plugsy)


SAE ITEM #	SIZE INCH	PIPE DIA INCH		PLUG SPECS (DEFLATED)			EYE BOLT SIZE mm	AVAILABLE BY-PASS THREAD SIZES (INCHES)	INFLATION		TOTAL LENGTH w/cap
		MIN	MAX	DIAMETER INCH	LENGTH INCH	PRODUCT WEIGHT			MAX PSI	VALVE TYPE	
516942	4"-8"	4"	8"	3.8"	16.4"	4.6 lbs	6mm	2" MPT	36 PSI	R 1/4"	18-1/4"
516943	6"-10"	6"	10"	5.8"	22.4"	10.6 lbs	6mm	2" & 3" MPT	29 PSI	R 1/4"	24"
60967	6"-12"	6"	12"	5.6"	23.8"	9.5 lbs	8mm	2" MPT	22 PSI	R 1/4"	26"
516944	8"-12"	8"	12"	7.8"	24.4"	18.3 lbs	6mm	2" & 4" MPT	29 PSI	R 1/4"	27"
60968	8"-16"	7-1/2"	16"	7-1/4"	23"	17 lbs	6mm	2" & 4" MPT	22 PSI	R 1/4"	31"
516945	12"-21"	12"	21"	11.6"	29.6"	40.7 lbs	8mm	4" & 6" MPT	29 PSI	R 1/4"	34"
60970	14"-24"	14"	24"	12.7"	35.8"	43.7 lbs	8mm	4" & 6" MPT	22 PSI	R 1/4"	39"
514950	20"-40"	20"	40"	18.6"	48.5"	92 lbs	10mm	4", 6", & 8" MPT	22 PSI	R 1/4"	53"

Maximum allowable backpressure - Back pressure measured in dry iron pipe

Plugy Plugsy	SAE Pipe Diameter (inch)												
	4"	6"	8"	10"	12"	14"	16"	20"	24"	28"	32"	36"	40"
Size													
4" - 8"	14.40												
6" - 10"		14.40	11.50	8.60									
8" - 12"			14.40	11.50	8.60								
12" - 21"					14.40	13.00	10.00	7.20					
6" - 12"		14.50	11.60	10.15	8.70								
8" - 16"			15.95	13.05	10.15	8.70	8.70						
14" - 24"						13.05	11.60	10.15	8.70				
20" - 40"								15.95	13.05	11.60	10.15	8.70	8.70

Available accessories for these products:

Inflation Controller



Shut-off valve

Inflation Controller Protects equipment from over inflation damage and controls pressure with accurate gauge (required use for warrantee claims). Nickel plated brass 1/4" quick-connect couplings with stainless steel bearings for long life. Liquid filled stainless steel gauge. Stainless gas ball valve. Precision machined brass safety relief over pressure relief valve eliminates over-inflation hazards; available in 15, 22, and 36 PSI. 60 PSI output pressure gauge.

Maximum input pressure 120PSI recommended. For higher input pressures please request custom controller configurations. Custom controllers and gauges are also available.

<p>Use part# 60310 (36 PSI Controller) with the following plugs:</p> <p>#60429 (4" - 8") #60432 (6" - 12") #60434 (8" - 16") #60630 (12" - 21") #60440 (14" - 24") #60632 (15" - 30") #516942 (4" - 8") PLUGSY YP #516943 (6" - 10") PLUGSY YP #516944 (8" - 12") PLUGSY YP #516945 (12" - 21") PLUGSY YP</p>	<p>Use part# 74609 (22 PSI Controller) with the following plugs:</p> <p>#510467 (15" - 30") #60442 (20" - 40") #523942 (24" - 48") #60967 (6" - 12") PLUGSY YP #60968 (8" - 16") PLUGSY YP #60970 (14" - 24") PLUGSY YP #514950 (20" - 40") PLUGSY YP</p>
<p>Use part# 74653 (15 PSI Controller) with the following plug:</p> <p>#78960 (30" - 60")</p>	

Special controller setup needed for pillow plugs - please call for details

Inflation Hoses



SAE

3/8"ID all-weather inflation hoses. Weather stability from -40F to +212F, also resistant to oil & fuel degradation & remains flexible in low temperatures. Fiber reinforcement braid insures minimum burst pressure of 1,000 PSI.

Item#	Length	Fittings	Color
77682S16	16'	SAE	Yellow
77682S32	32'	SAE	Yellow
76683S16	16'	SAE	Red
76683S32	32'	SAE	Red
77679S16	16'	SAE	Blue
77679S32	32'	SAE	Blue
77680S16	16'	SAE	Green
77680S32	32'	SAE	Green
77678S16	16'	SAE	Black
77678S32	32'	SAE	Black

Inflation/Lift Hoses

Lift hose shown here with inline gauge (not included)



Inflation / Lift Hose. Custom fitted with gauges, dump valves, over inflation relief valves, etc. (please specify requirements).

Standard inclusions: polypropylene braided sheathing with aluminum alloy attachment carabineers, nickel plated, brass 1/4" quick-connect/ disconnect coupling and nipple with stainless steel bearings for long service life. Solid machined stainless steel couplers available on request.

***Custom fittings and gauges extra (please call for price)**

Part#	Length	I.D.	Weight
60957	16'	5/16"	2 lbs
60958	32'	5/16"	4 lbs